



Cibes S300

The new narrow
solution for
straight staircases



Narrow Design

In parking mode Cibes S300 becomes extremely compact – only 238 mm wide, rails included. The safety barriers fold down behind the platform, thus protected, the lift becomes vandal resistant.

Smart and Versatile Solution

Cibes S300 can be mounted on the left hand side or the right hand side of the stairs.

If there is no solid wall for installation, we can provide you with supplementary attachments solutions and if you have little space at the bottom landing, adjacent access is a great option.

Strong and Reliable

Cibes S300 can take loads up to 300kg in stairs with a gradient of 15-45°. It has a brand new motor and electrical system to ensure that the lift operates smoothly and high strength steel components to maximize it's performance. Cibes S300 is equipped with a micro computer based system for security controls and a smart service reminder as well as overload protection for improved safety.



Easy to Use

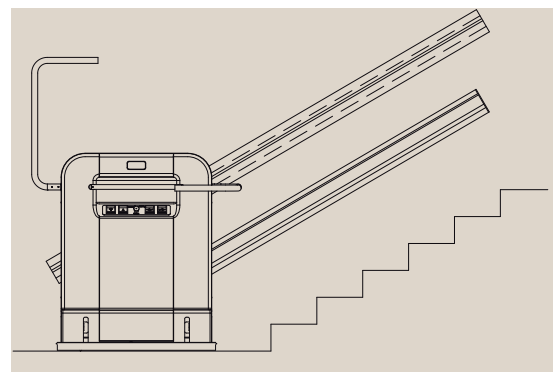
The controls of Cibes S300 are easy to understand and operate. Platform controls are tactile. The lift has a sturdy handrail for safe and comfortable travel.

Fast and Easy Installation

Cibes S300 has been designed for fast delivery and installation. Essential components can be kept on stock and adapted directly on site. The lift is swiftly assembled and in most cases we will have it installed and ready for you in less than a day.

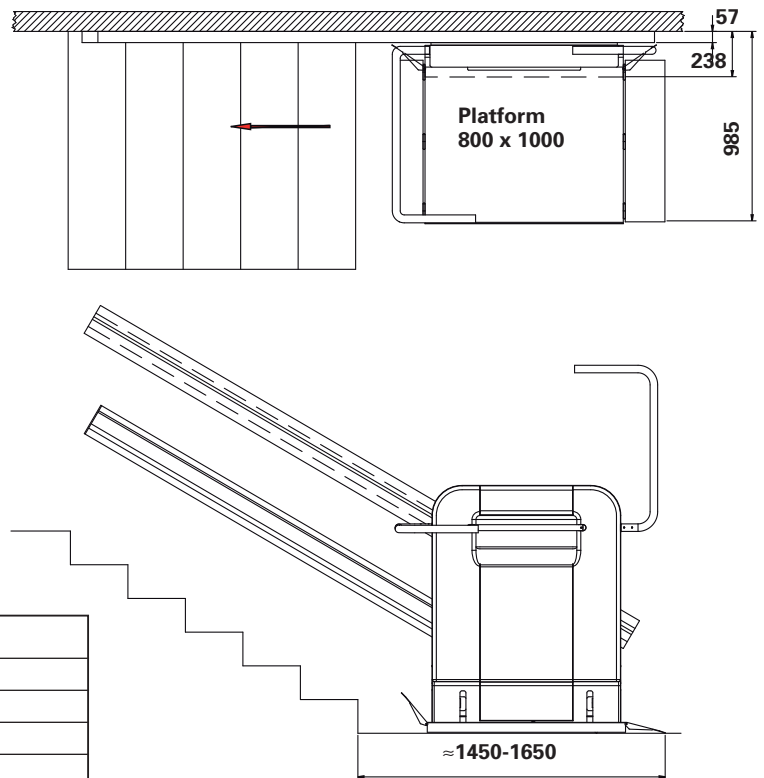
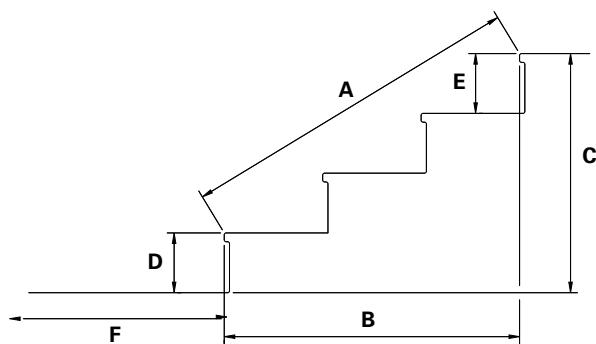
Approvals

Cibes S300 is a CE marked product. It has been approved according to the European Machinery Directive 2006/42/EC and developed to comply with the new European Norm SS EN 81-40 for stairlifts and inclined lifting platforms.





TECHNICAL INFORMATION, CIBES S300	
Platform	800x1000 mm (w x l)
Parked platform	238 mm (including rails)
Drive system	Rack and pinion
Motor	Wormgear motor with brake
Load	Max 300 kg
Speed	Max 0.15 m/s
Stops	2
Power supply	1-phase 230 V, 50 Hz, 10 A
Operation voltage	24 V
Platform controls	Tactile, visual press-and-hold buttons
Landing controls	Press-and-hold buttons with key switches
Gradient of staircase	15-45°
Security	Overload warning, emergency lowering, service reminder
Colour	RAL 9006/9007
Options	Outdoor installation, side access, 800 x 1250 mm platform, electrical emergency lowering, posts, wireless remote control, RAL colours



A	Nose to nose	mm
B	Total depth of risers	mm
C	Total height of risers	mm
D	Height of first riser	mm
E	Height of top riser	mm
F	Free space in front of staircase	mm



Cibes Lift AB, P.O.Box 6, SE-811 02 Järbo, Sweden. Tel: +46 290 295 50. Fax: +46 290 295 69
 sales@cibeslift.com. www.cibeslift.com

We reserve the right to product alterations. © Cibes Lift AB 2010 – All rights reserved RCD000594650-0001